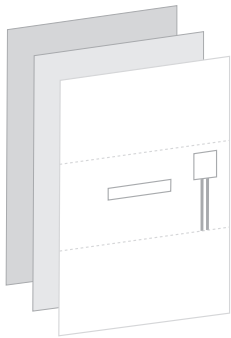
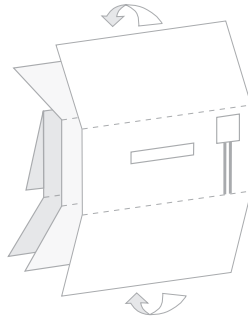


How to use the Business Reply Envelope (BRE)

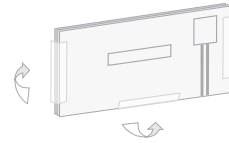
Step 1: Print the Business Reply Envelope (BRE) on a fresh sheet of A4 paper.



Step 2: Enclose your completed documents in the BRE. Fold inwards carefully along the dotted lines shown below.



Step 3: Seal the edges with clear tape. Take care not to stick the tape onto the documents. Do not staple. Post the sealed BRE and its contents back to us.



FOLD HERE

**BUSINESS REPLY SERVICE
PERMIT NO. 09480**



NAVIGATOR INVESTMENT SERVICES LTD
4 SHENTON WAY #01-01
SGX CENTRE 2
SINGAPORE 068807

Postage will be
paid by addressee.
For posting in
Singapore only.

Seal here with clear tape

Seal here with clear tape

FOLD HERE

Please send us your application with this prepaid business reply folder

- 1) Fold along the dotted lines..
- 2) Fold and insert your application form or any other required document into this prepaid business reply folder.
- 3) Glue all sides firmly. Stapling & spot sealing disallowed.